

2018 CHINESE GRAND PRIX

12 - 15 April 2018

From	The Stewards	Document	33
To	All Teams, All Officials	Date	15 April 2018
		Time	18:05

Title Timing Sheet

Description Final Race Classification

Enclosed CHN DOC 33 Final Race Classification.pdf

Nish Shetty

Jose Abed





















Danny Sullivan

Zheng Honghai

The Stewards

FORMULA 1 2018 HEINEKEN CHINESE GRAND PRIX - Shanghai

Race Final Classification after 56 Laps - 305.066 km

NO	DRIVER	NAT	ENTRANT	LAPS	TIME	GAP	INT	KM/H	FASTEST	ON	PTS
1	3 Daniel RICCIARDO		Aston Martin Red Bull Racing	56	1:35:36.380			191.451	1:35.785	55	25
2	77 Valtteri BOTTAS		Mercedes AMG Petronas Motorsport	56	1:35:45.274	8.894	8.894	191.154	1:36.987	50	18
3	7 Kimi RAIKKONEN		Scuderia Ferrari	56	1:35:46.017	9.637	0.743	191.130	1:36.456	48	15
4	44 Lewis HAMILTON		Mercedes AMG Petronas Motorsport	56	1:35:53.365	16.985	7.348	190.886	1:36.878	20	12
5	33 Max VERSTAPPEN *		Aston Martin Red Bull Racing	56	1:35:56.816	20.436	3.451	190.771	1:36.206	50	10
6	27 Nico HULKENBERG		Renault Sport Formula One Team	56	1:35:57.432	21.052	0.616	190.751	1:36.881	56	8
7	14 Fernando ALONSO		McLaren F1 Team	56	1:36:07.019	30.639	9.587	190.434	1:37.234	56	6
8	5 Sebastian VETTEL		Scuderia Ferrari	56	1:36:11.666	35.286	4.647	190.280	1:37.479	24	4
9	55 Carlos SAINZ		Renault Sport Formula One Team	56	1:36:12.143	35.763	0.477	190.265	1:37.754	54	2
10	20 Kevin MAGNUSSEN		Haas F1 Team	56	1:36:15.974	39.594	3.831	190.138	1:38.152	54	1
11	31 Esteban OCON		Sahara Force India F1 Team	56	1:36:20.430	44.050	4.456	189.992	1:37.985		47
12	11 Sergio PEREZ		Sahara Force India F1 Team	56	1:36:21.105	44.725	0.675	189.970	1:37.673		54
13	2 Stoffel VANDOOORNE		McLaren F1 Team	56	1:36:25.753	49.373	4.648	189.817	1:38.137		54
14	18 Lance STROLL		Williams Martini Racing	56	1:36:31.870	55.490	6.117	189.617	1:38.500		54
15	35 Sergey SIROTKIN		Williams Martini Racing	56	1:36:34.621	58.241	2.751	189.527	1:38.624		47
16	9 Marcus ERICSSON		Alfa Romeo Sauber F1 Team	56	1:36:38.984	62.604	4.363	189.384	1:38.386		52
17	8 Romain GROSJEAN		Haas F1 Team	56	1:36:41.676	65.296	2.692	189.296	1:37.410		51
18	10 Pierre GASLY *		Red Bull Toro Rosso Honda	56	1:36:42.710	66.330	1.034	189.262	1:38.367		54
19	16 Charles LECLERC		Alfa Romeo Sauber F1 Team	56	1:36:58.955	82.575	16.245	188.734	1:38.808		23
20	28 Brendon HARTLEY		Red Bull Toro Rosso Honda	51	1:28:45.258	DNF		187.806	1:39.376		50

FASTEST LAP

3 Daniel RICCIARDO		Aston Martin Red Bull Racing	1:35.785	on lap 55	204.871
---------------------------	---	------------------------------	----------	-----------	---------

* PENALTIES

Cars 33 and 10 - 10 second time penalty - Causing a collision - Stewards' document nos. 29 and 30

Nish Shetty

Jose Abed

Danny Sullivan

Zheng Honghai

The Stewards

Timekeeper:

